

Smart Notes



How can features and easier communication between the unit and the user be achieved with Thermo Scientific General Purpose Pro Centrifuges?

The Thermo Scientific™ General Purpose Pro Centrifuges use a modern, intuitive touchscreen interface that has been extensively tested by customers to reduce learning and adjustment time.

- User-intuitive enables easy access and programming for faster results
- Equipped with lighthouse mode with run status visibility from across the lab that allows you to easily monitor your run progress with enlarged time and tracker bar
- Easily monitor your run progress from across the lab with enlarged time and tracker bar
- Updated with end-of-run alerts in 3 volume-adjustable conditions
- Modern and convenient



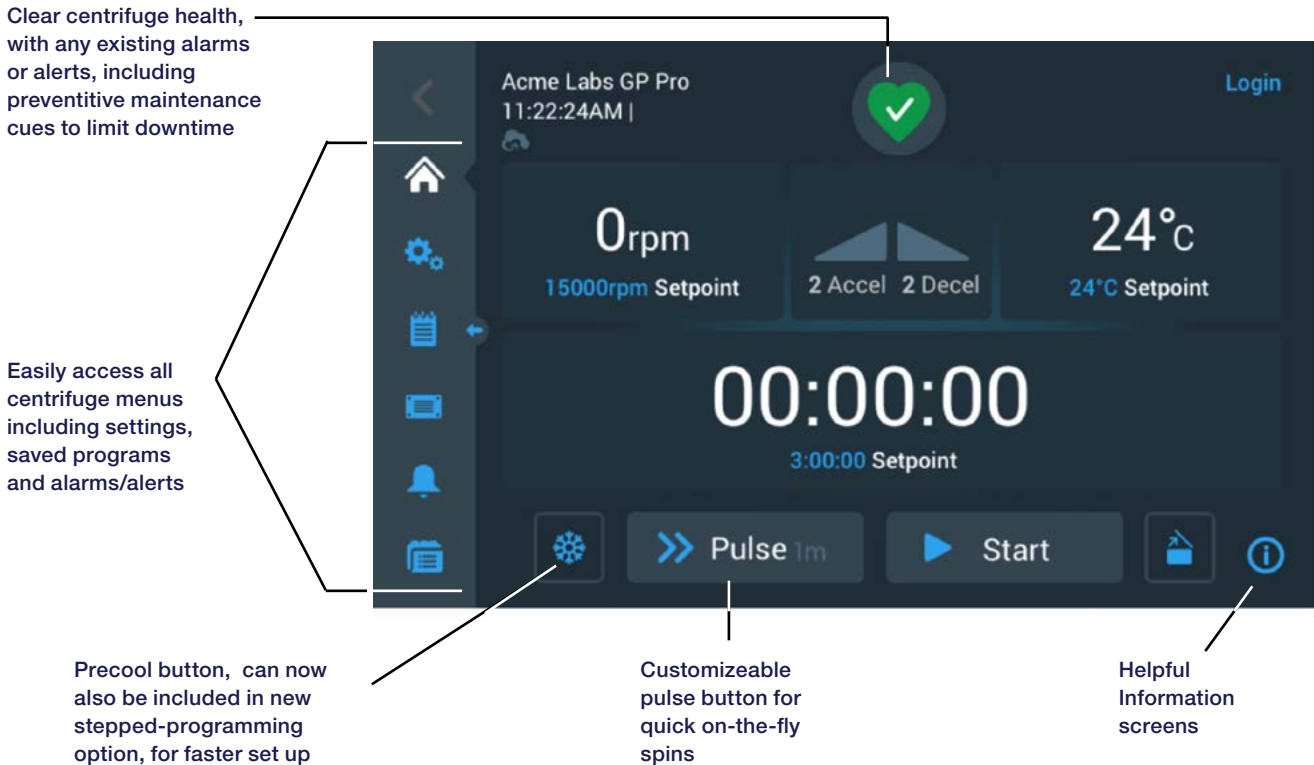


Figure 1

The Touch Screen Interface offers:

- Easy accessibility of all centrifuge menus including settings, saved programs and alarms/alerts.
- Pre-temp button, as well as new stepped-programming option, designed for a faster set up of complex protocols.
- Customizable pulse button for quick on-the-fly spins.
- Quick access to helpful information screens.
- Scheduling features and preventative maintenance queues to reduce downtime:
 - Shut-down programming can extend compressor life and reduce energy costs.
 - Pre-programmed start-up of compressor enables seamless beginning of the working day as soon as the customer arrives with a pre-cooled centrifuge ready to go.

In today’s busy laboratory, programming the General Purpose Pro Centrifuge is as easy as using your smart phone or tablet.

The Centrifuge Health button provides:

- Clear graphical representation of centrifuge health, indicating any existing alarms or alerts, including preventative maintenance cues to limit downtime. The Centrifuge Health Status Icons are shown in Figure 2.
- Alarm messages in the case of an unexpected situation with direct user instructions for further actions (Figure 3 shows an example of such message).
- Alert messages indicate non-dangerous situations and give further user recommendations (Figure 4).
- All information about the health status of the centrifuge is stored in the centrifuge! Capability to store data about multiple rotors and record number of cycles for each one of them (Figure 5).



Figure 2: Centrifuge Health Status Icons

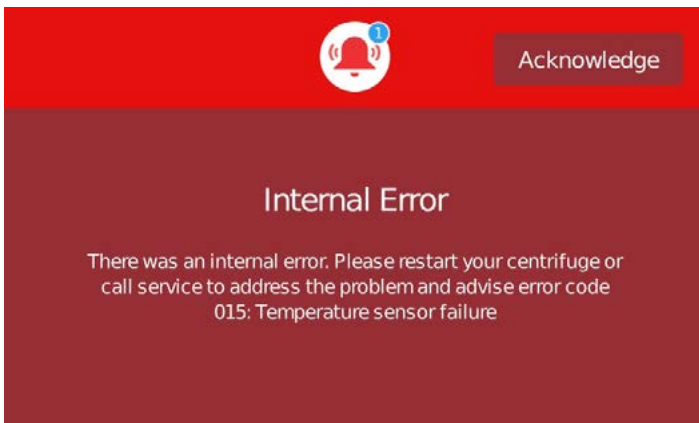


Figure 3: Centrifuge Health Alarm Status Icons give clear indication of the problem and corrective steps to be taken.

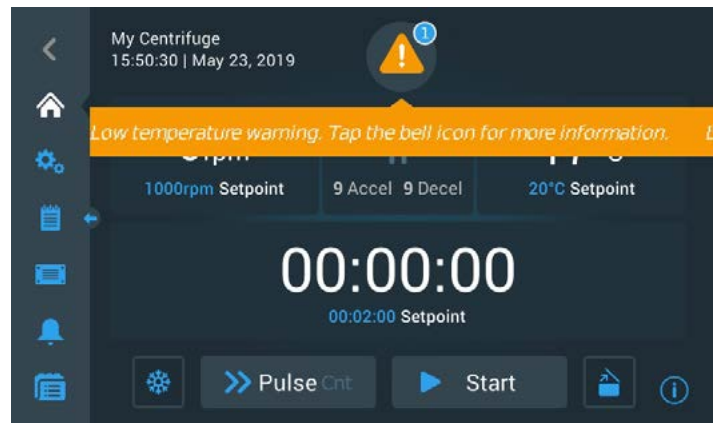


Figure 4: Centrifuge Health Alert Status Icon gives clear indication of a non-dangerous situation and provides recommendations.

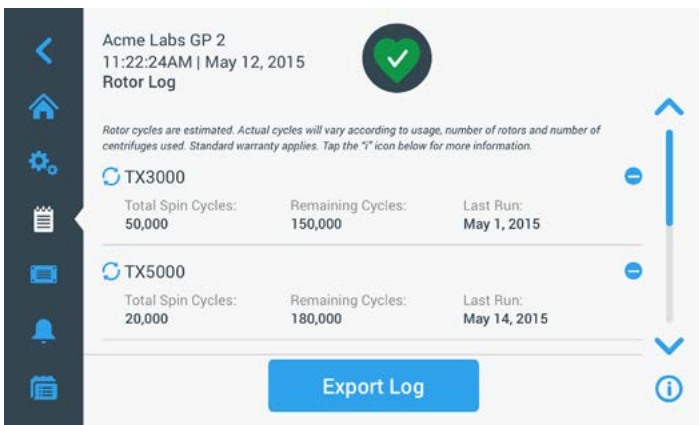
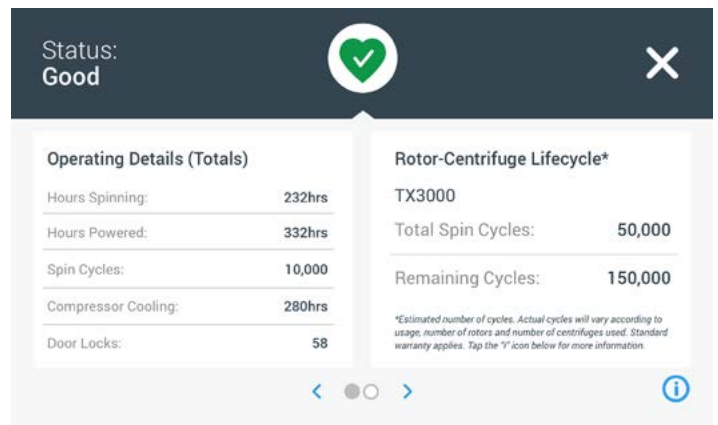


Figure 5: Centrifuge Health Status Icons provide information about centrifuge and rotors status.



Summary

General Purpose Pro Series Centrifuges are equipped with a user-intuitive touch screen which enables easy access and programming for faster results.

Experience General Purpose Pro Centrifuges at thermofisher.com/gp-pro-centrifuge